

Testing MCNP+McStas Coupling Experiments and Simulations at BOA/PSI

Emmanouela Rantsiou

SINE2020 WP8 meeting, Coimbra 09/2016

Past Validation of initial MCNP+McStas coupling

Software coupling developed by Esben Klinkby et. al. at DTU

- Our task at PSI:
Can we use MCNP + McStas to reproduce an experiment performed at PSI's BOA beamline?
- We chose to simulate our measurements of 'cold' neutron transmission through sapphire crystals

(cold) n absorption by sapphire crystals

Source + BOA

McStas



Air

MCNP




Sapphires

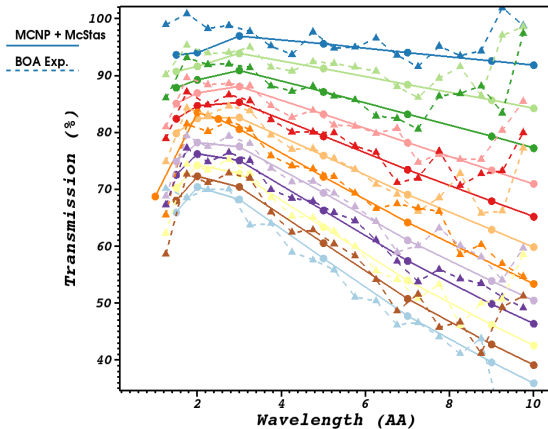
McStas



Air

MCNP





Overall

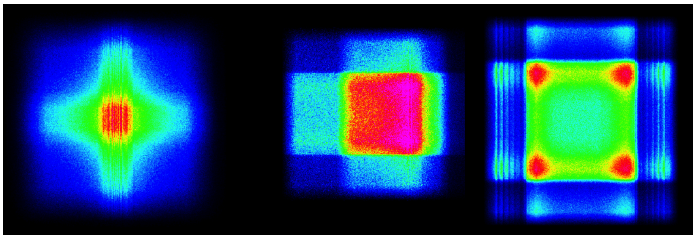
Coupled MCNP + McStas successfully reproduced the expected results

- BOA is a general purpose testing beamline at SINQ, PSI
- Modular : a wide range of measurement setups can be realized
- Widely used for developement and testing of neutron optics components and in particular neutron lenses (focus/defocus-, adaptive-, cryo-, lenses)
- Because BOA is used for development of new components, simulations of the beamline are almost always accompanying the experimental measurements.
- McStas code describing BOA beamline reliably tested
- MCNP description of BOA's view of SINQ also tested
- BOA interior MCNP code also available

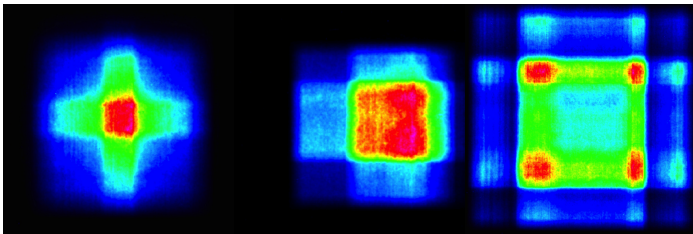
ideas for testing of new MCNP-McStas coupling:

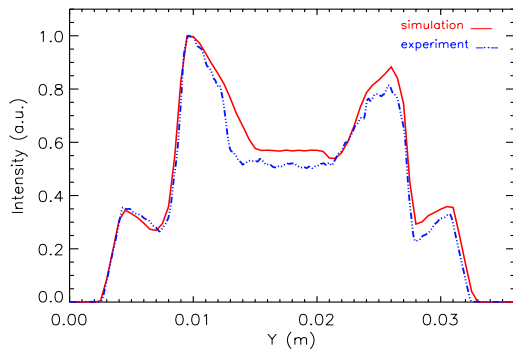
- again a sapphire (or other filter) experimental setup
- simple focusing lens set-up

simulation



experiment





timeframe for experiments/testing

- Experiments (if new measurements are necessary) will take place in the next operating cycle of SINQ: Q3-Q4 2017
- Exact dates of experiments will be specified in annual BOA meeting, February 2017
- Any particular requests concerning the experimental measurements should be communicated before that date
- If existing measurements are to be used, the comparison to simulations can take place as soon as the new coupling is available for testing.

Done

- Changes and additions to: `Virtual_mcnp_ss_input`, `Virtual_mcnp_ss_output`, `subs.f`
- Output file from Mcstas has the correct number of neutrons in the header
- The neutrons number read from the input file from Virtual input is used as `-ncount` in the run. (i.e. `ncount` given either in `mcgui` or command line gets ignored)
- Name of input file (for Virtual input) and output file (from Virtual output), can be user defined (default names are `rssa` and `wssa` respectively)
- User can define (through a flag), if `ptrak` file is to be written or not

To do

- Parallelization of subs.f subroutines
- For now a hack is used whenever a simulation sequence is to be started with McStas. Come up with a more clever idea for that.